

DADOS TÉC COS

—
—
—

NI

REN Portgás
Distribuição 20

Technical Data
REN Portgás Distribuição

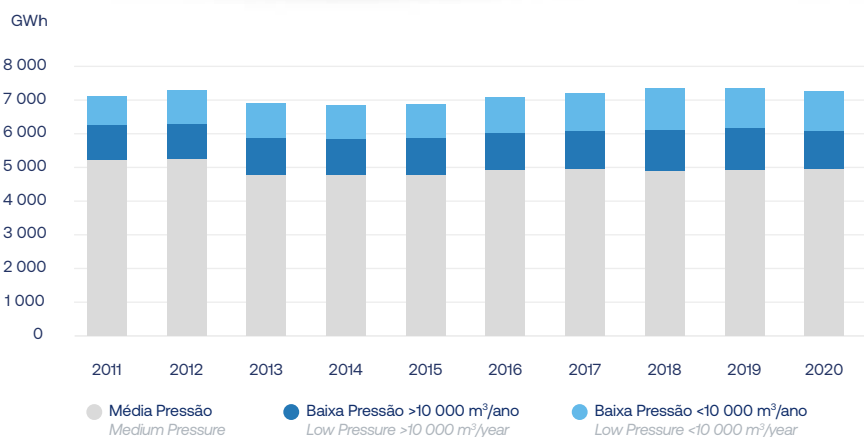
REN 



Evolução do Consumo

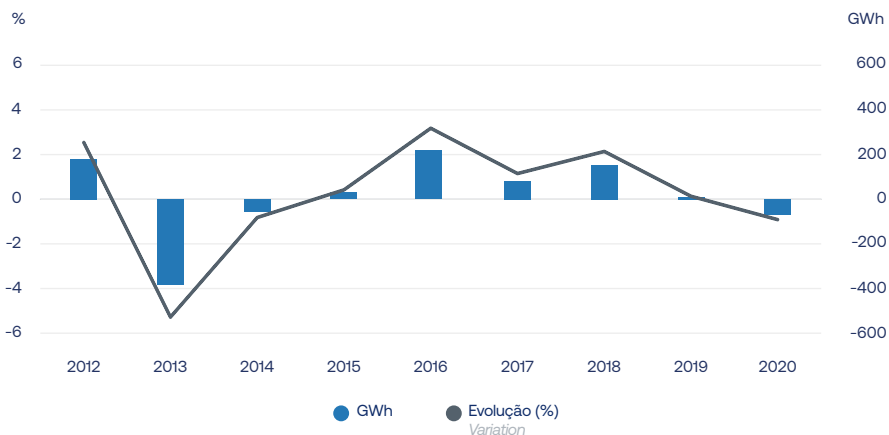
Consumption Evolution

GWh	2020	2019	Var. [%]
Consumo Consumption	7 278	7 345	-0,9
Média Pressão Medium Pressure	4 947	4 913	0,7
Baixa Pressão >10 000 m ³ /ano Low Pressure >10 000 m ³ /year	1 117	1 246	-10,4
Baixa Pressão <10 000 m ³ /ano Low Pressure <10 000 m ³ /year	1 214	1 187	2,3



Evolução do Consumo - Variação Anual

Consumption Evolution - Annual Variation





Ponta Máxima Diária e Dia de Maior Consumo

Daily and Hourly Peak Demand

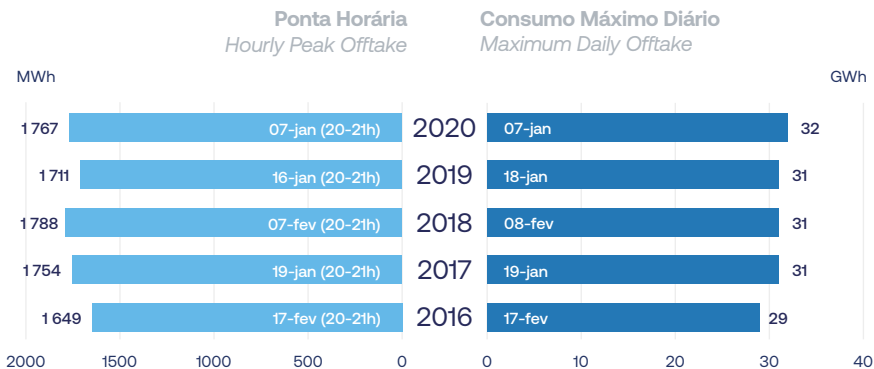
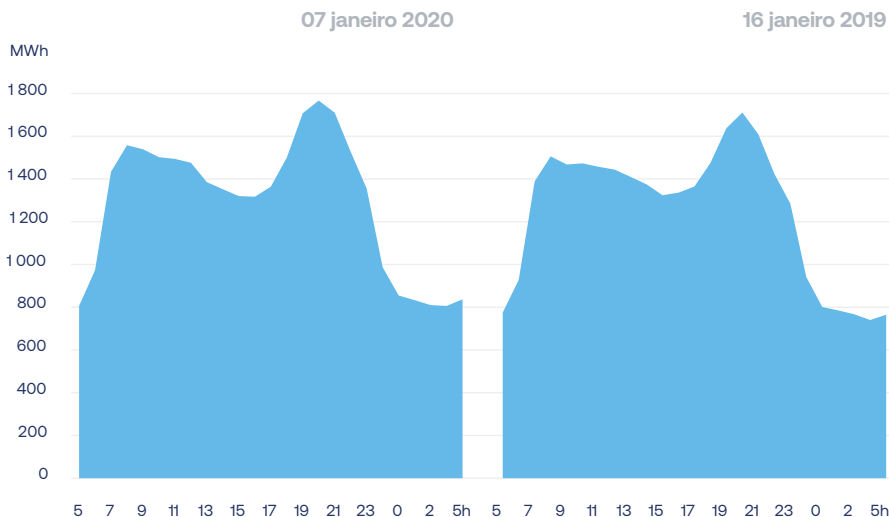


Diagrama de Consumo no Dia da Ponta Anual

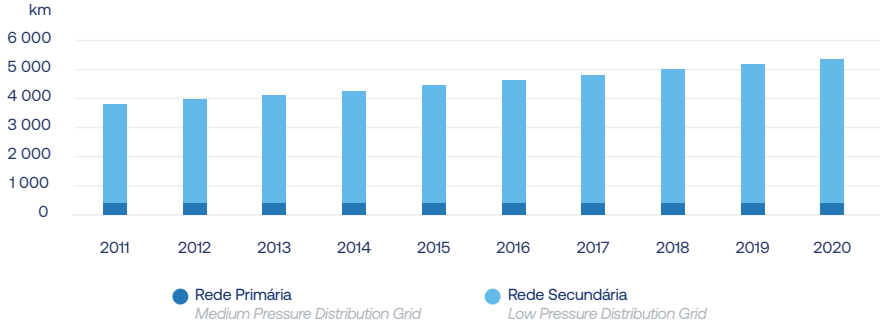
Load Diagram on the Day of Annual Peak Demand





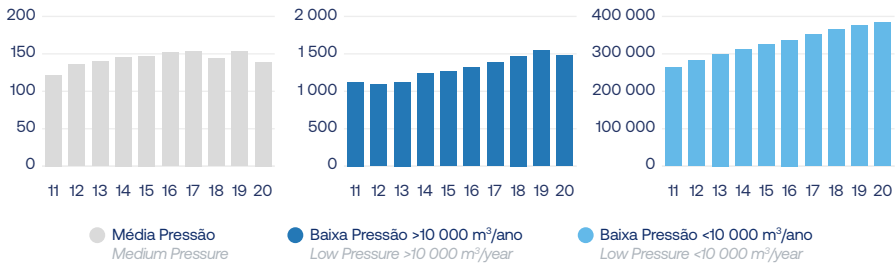
Extensão da Rede

Length of Grid



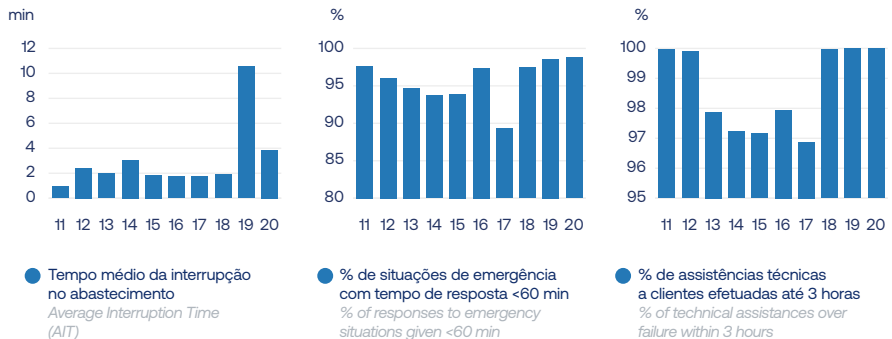
Pontos de Abastecimento

Delivery Points



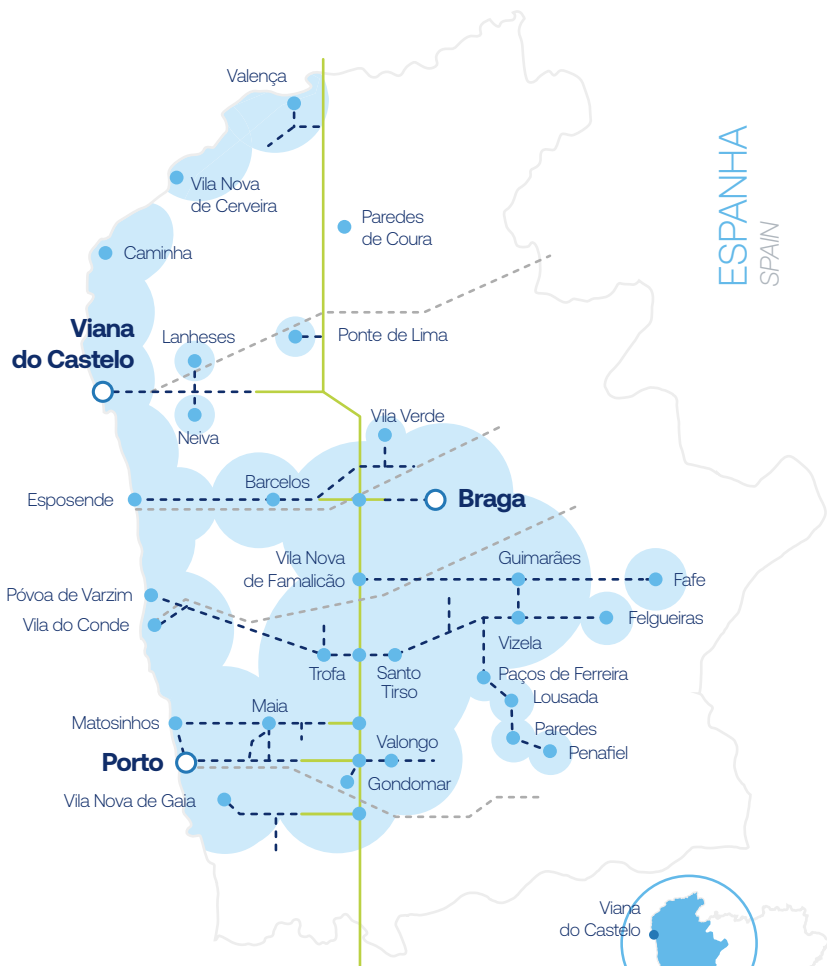
Qualidade de Serviço

Service Quality



Rede REN Portgás Distribuição

REN Portgás Distribuição Grid



2021

PORTUGAL CONTINENTAL

REDE DE TRANSPORTE
HIGH PRESSURE TRANSMISSION GRID

REDE DE DISTRIBUIÇÃO
DISTRIBUTION GRID

ZONA DE INFLUÊNCIA DE GÁS NATURAL
NATURAL GAS AREA OF INFLUENCE



Lisboa



REN 

Avenida Estados Unidos da América, 55
1749-061 Lisboa
Telefone: +351 210 013 500

REDES ENERGÉTICAS NACIONAIS, SGPS, S.A.

www.ren.pt